



How to Create Your PECB Account

How to Access the Course Materials from MyPECB

How to claim your Attestation of Course Completion

How to schedule a PECB online exam

Scheduling an Online Exam Without Attending a PECB Training Event

Understanding Exam Status Icons on Your Dashboard

How to Reschedule Your Exam

PECB Exams Application

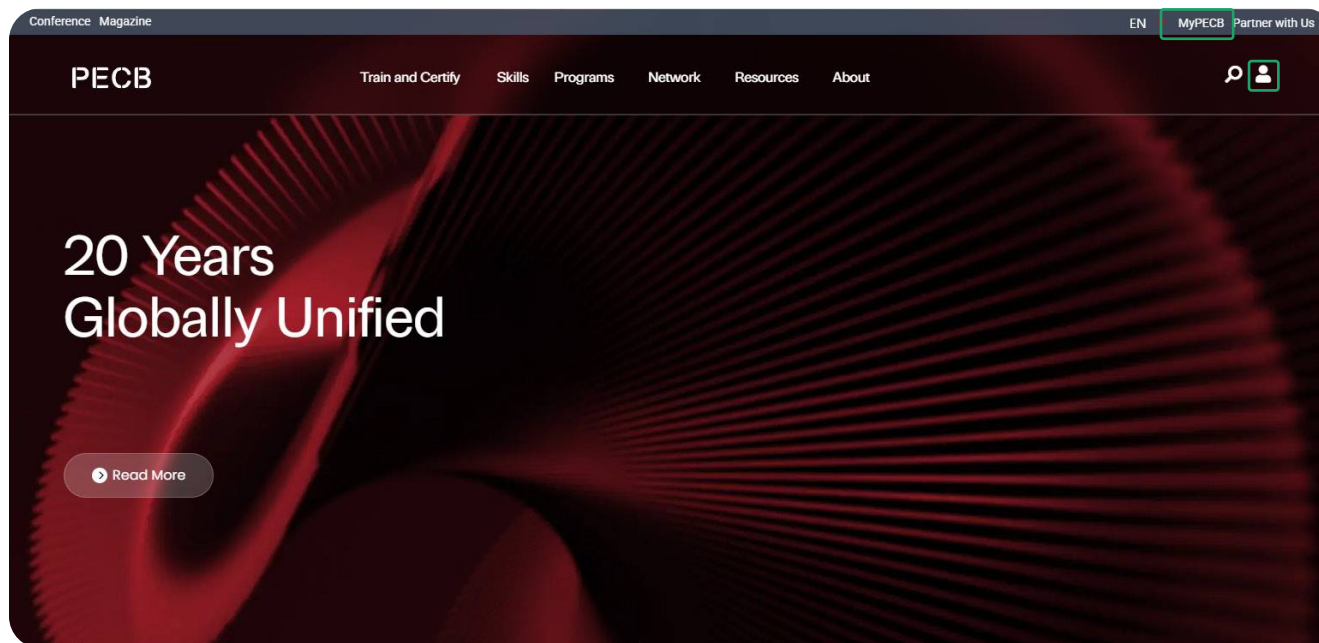
How to Apply for a PECB Certificate

How to Download the PECB Certificate and Claim the Digital Badge?


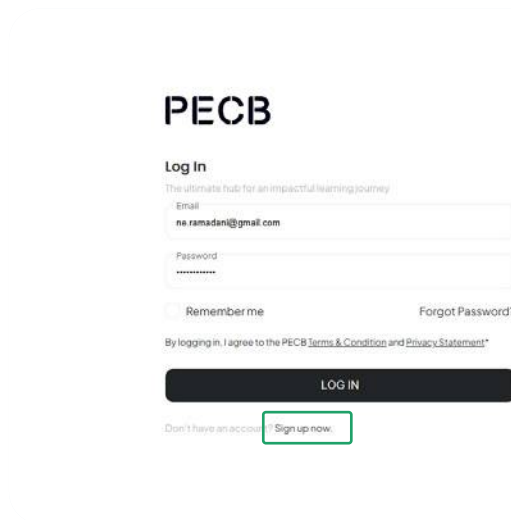
How to Submit CPD and AMF to Maintain Your PECB Certificate

PECB 계정 생성하는 방법

a) www.pecb.com에서 **MyPECB** 플랫폼으로 이동합니다.



b) **회원가입**을 클릭합니다.



How to Create Your PECB Account

How to Access the Course Materials from MyPECB

How to claim your Attestation of Course Completion

How to schedule a PECB online exam

Scheduling an Online Exam Without Attending a PECB Training Event

Understanding Exam Status Icons on Your Dashboard

How to Reschedule Your Exam

PECB Exams Application

How to Apply for a PECB Certificate

How to Download the PECB Certificate and Claim the Digital Badge?

How to Submit CPD and AMF to Maintain Your PECB Certificate

c) c) 등록 양식을 작성하고 제출 버튼을 클릭합니다.

참고: 비밀번호는 최소 6자 이상이어야 하며, 대문자, 소문자, 숫자, 특수문자(!@#\$%^&*)를 포함해야 합니다.

← Go Back

PECB

Create an Account

Write your email address to receive a verification link

Email Address*

Password*

Confirm Password*

Personal Information

First Name*

Last Name*

Year of Birth*

Month of Birth*

Select Month Of Birth

Phone Number

Country*

Select Country

City*

☐

I would like to receive valuable content from PECB, including special offers about products and other services

☐

I agree to the PECB [Terms & Condition](#) and [Privacy Statement](#)

Submit

Already a member? Go back to [Log In](#)

How to Create Your PECB Account

How to Access the Course Materials from MyPECB

How to claim your Attestation of Course Completion

How to schedule a PECB online exam

Scheduling an Online Exam Without Attending a PECB Training Event

Understanding Exam Status Icons on Your Dashboard

How to Reschedule Your Exam

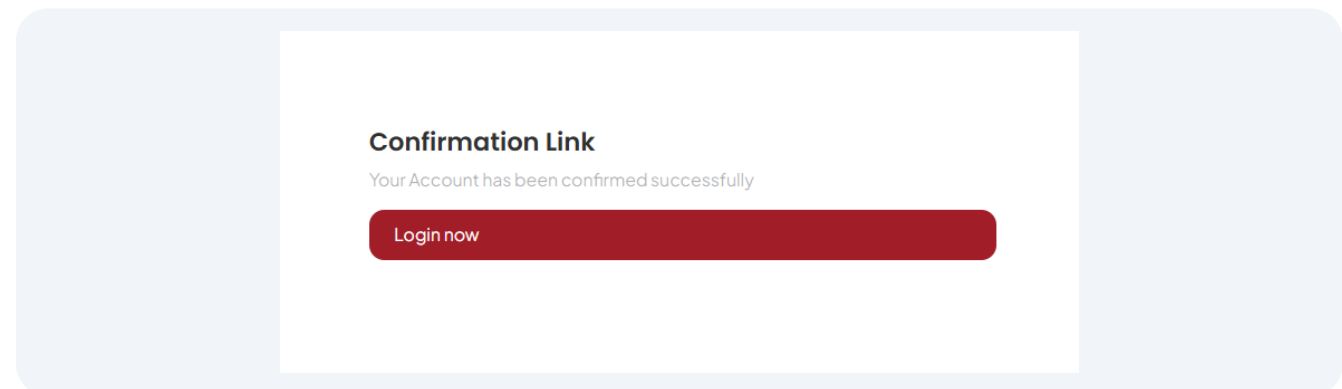
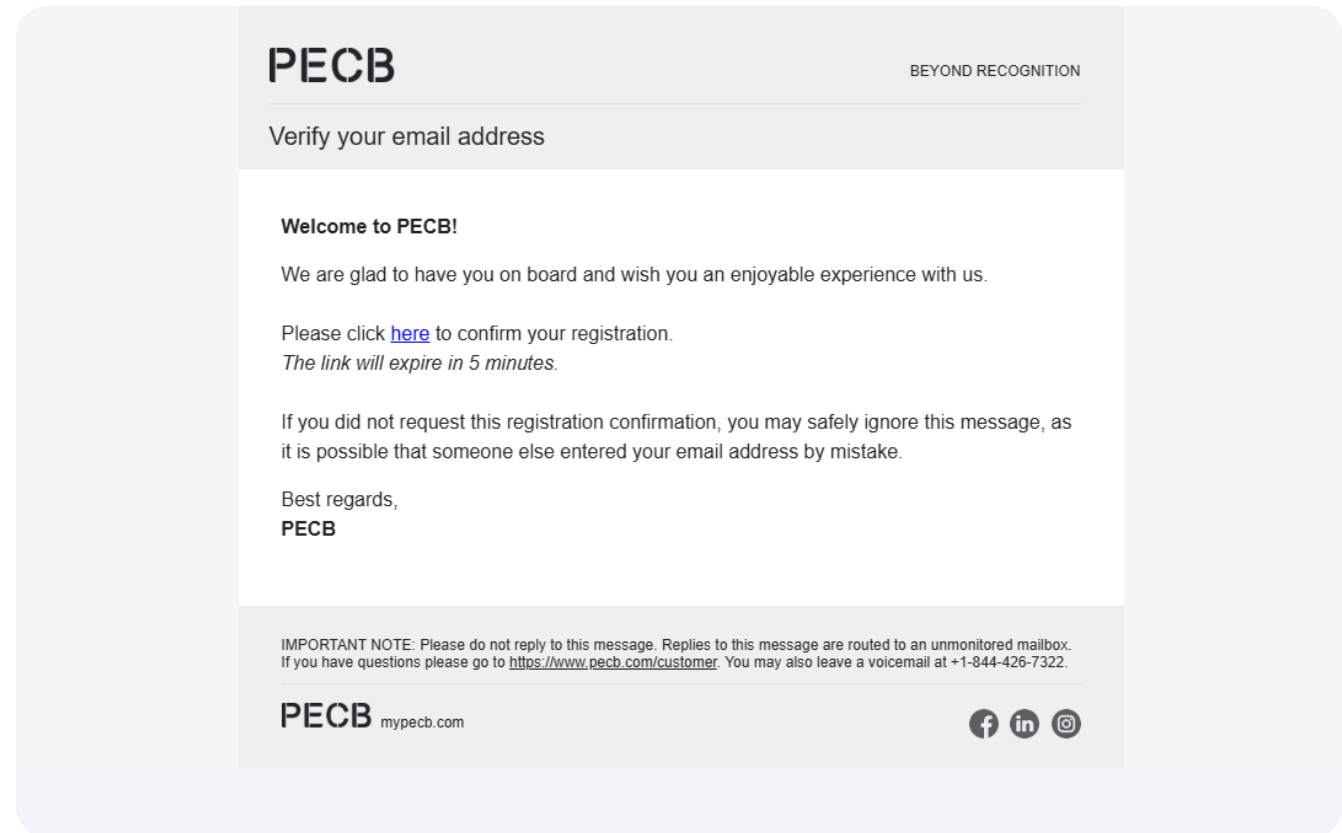
PECB Exams Application

How to Apply for a PECB Certificate

How to Download the PECB Certificate and Claim the Digital Badge?

How to Submit CPD and AMF to Maintain Your PECB Certificate

d) 인증 이메일이 귀하의 이메일 주소로 보내집니다. 해당 이메일의 링크를 클릭하여 이메일 주소를 인증하시기 바랍니다.



How to Create Your PECB Account

How to Access the Course Materials from MyPECB

How to claim your Attestation of Course Completion

How to schedule a PECB online exam

Scheduling an Online Exam Without Attending a PECB Training Event

Understanding Exam Status Icons on Your Dashboard

How to Reschedule Your Exam

PECB Exams Application

How to Apply for a PECB Certificate

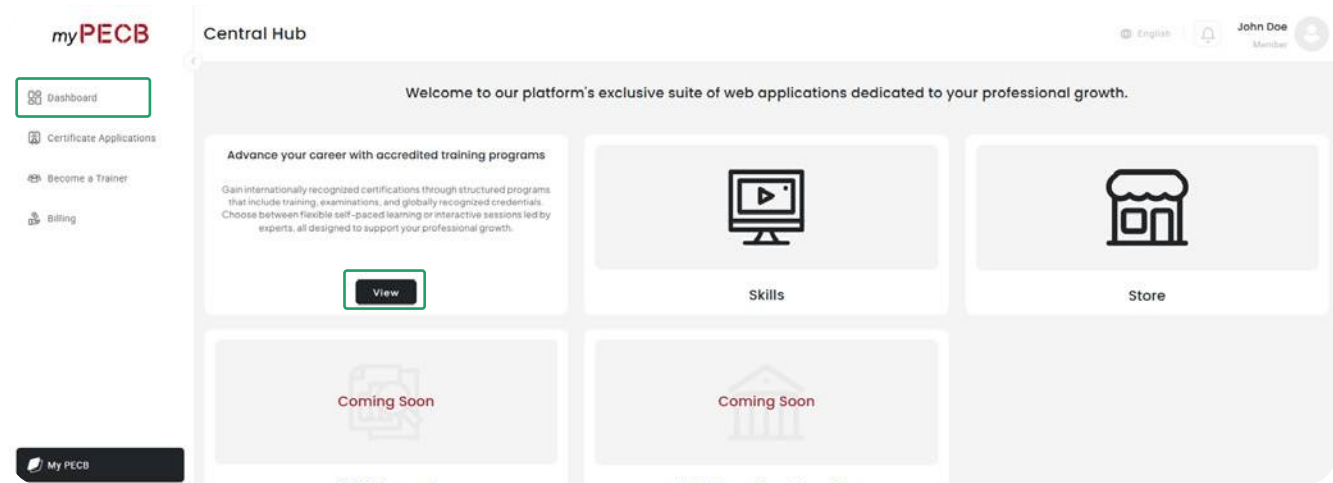
How to Download the PECB Certificate and Claim the Digital Badge?

How to Submit CPD and AMF to Maintain Your PECB Certificate

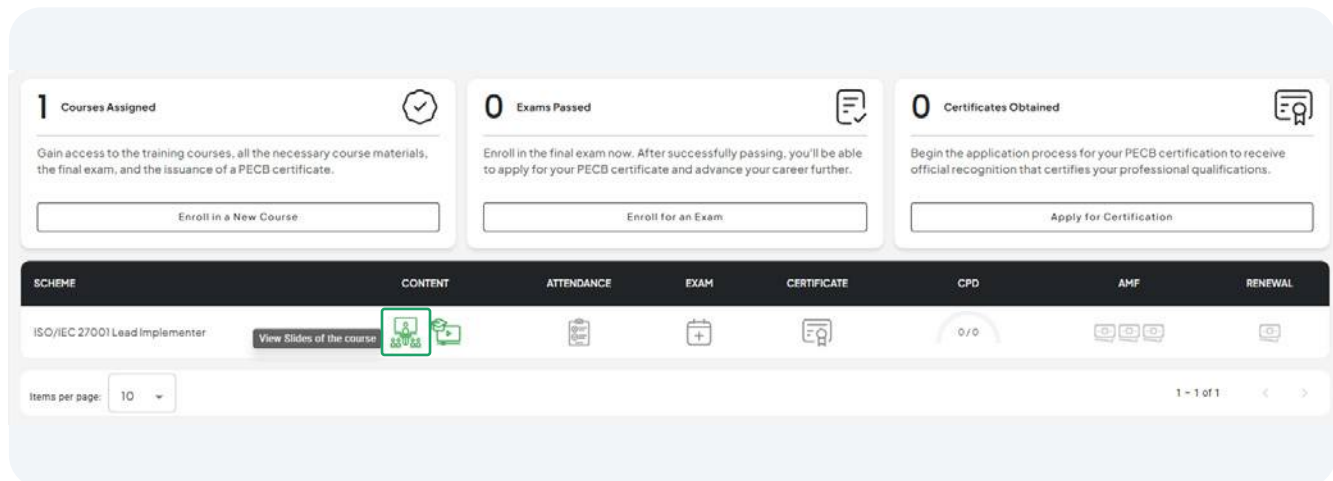
MyPECB에서 교육 자료를 이용하는 방법

교육 자료는 교육 및 개별 일정(자기주도학습 혹은 이러닝) 수강을 통해 PECB 파트너에서 귀하의 계정으로 제공됩니다. 교육과정이 계정에 배정되면 확인 이메일을 받게 됩니다.

a) MyPECB 대시보드에 로그인한 후, **전문 교육과정**에서 **보기** 버튼을 클릭하거나 왼쪽 메뉴에서 **대시보드**를 클릭합니다.



b) **교육 및 자기주도학습** 일정에 수강한 경우, '내용' 열에서 **교육과정 슬라이드 보기** 아이콘을 확인할 수 있습니다. 해당 아이콘을 클릭하면 교육과정 슬라이드를 이용할 수 있습니다.



How to Create Your PECB Account

How to Access the Course Materials from MyPECB

How to claim your Attestation of Course Completion

How to schedule a PECB online exam

Scheduling an Online Exam Without Attending a PECB Training Event

Understanding Exam Status Icons on Your Dashboard

How to Reschedule Your Exam

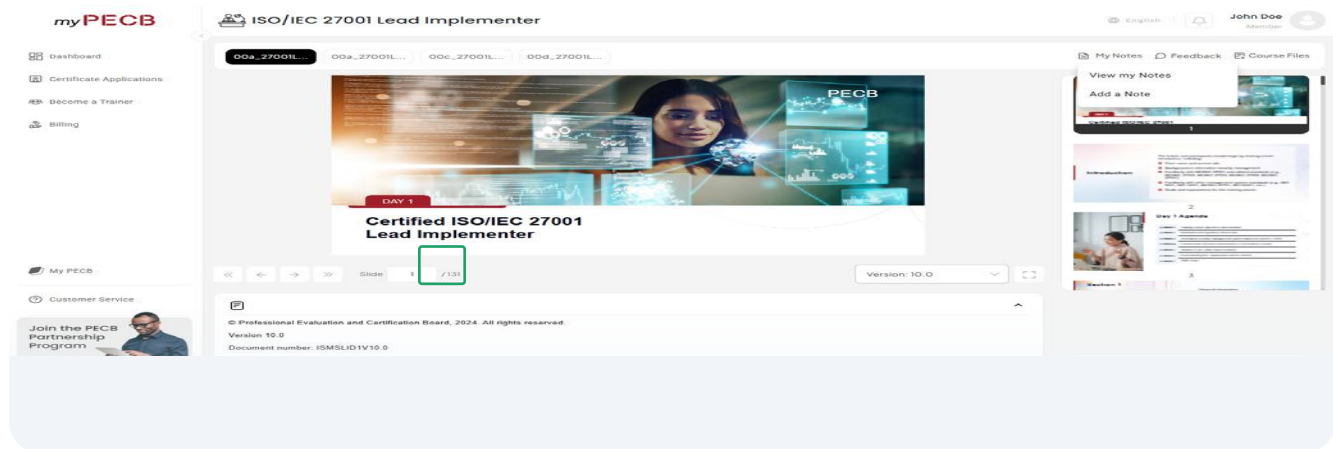
PECB Exams Application

How to Apply for a PECB Certificate

How to Download the PECB Certificate and Claim the Digital Badge?

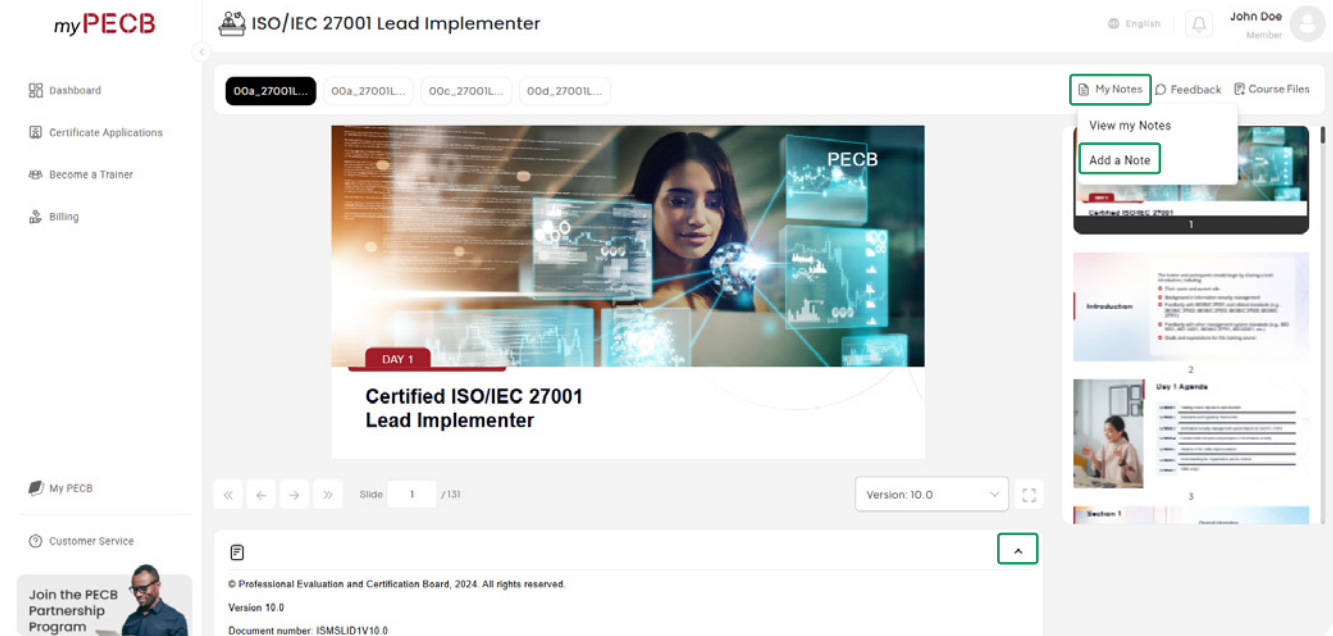
How to Submit CPD and AMF to Maintain Your PECB Certificate

c) **이러닝** 일정에 수강된 경우, **교육과정 슬라이드 보기** 아이콘과 **교육과정 영상 보기** 아이콘도 확인할 수 있습니다. 해당 아이콘을 클릭하면 사전 녹화된 영상을 확인할 수 있습니다.



d) 슬라이드의 추가 메모를 확인하려면 화살표를 클릭하여 확장합니다.

내 메모 버튼을 사용하면 특정 슬라이드와 관련된 메모를 작성할 수 있으며, **메모 추가** 버튼을 클릭하면 간단히 메모를 추가할 수 있습니다. 작성한 메모는 추후 수정하거나 다시 확인할 수 있습니다.



How to Create Your PECB Account

How to Access the Course Materials from MyPECB

How to claim your Attestation of Course Completion

How to schedule a PECB online exam

Scheduling an Online Exam Without Attending a PECB Training Event

Understanding Exam Status Icons on Your Dashboard

How to Reschedule Your Exam

PECB Exams Application

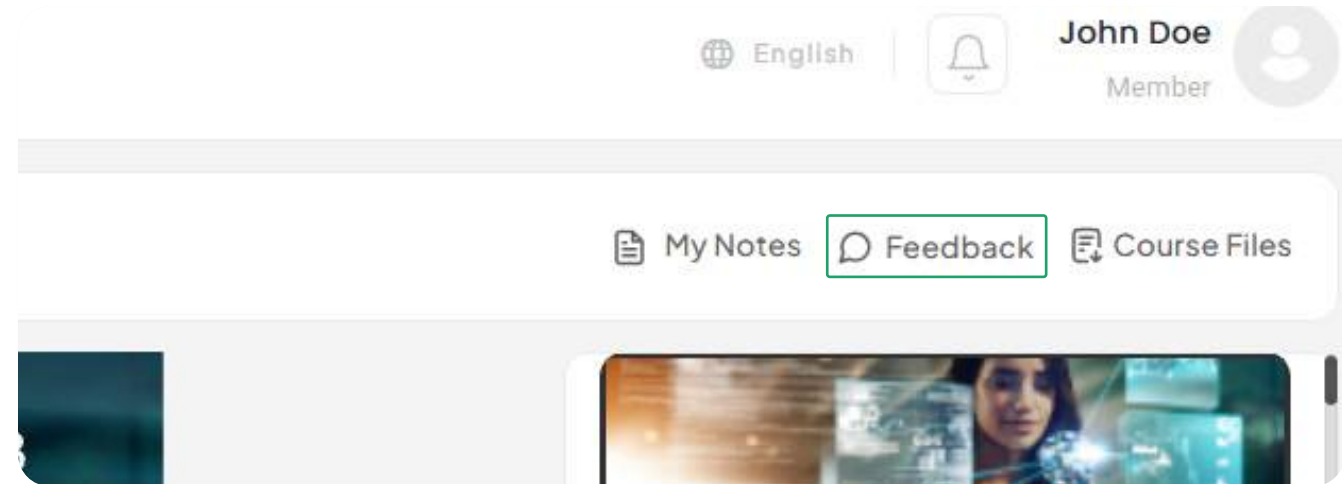
How to Apply for a PECB Certificate

How to Download the PECB Certificate and Claim the Digital Badge?

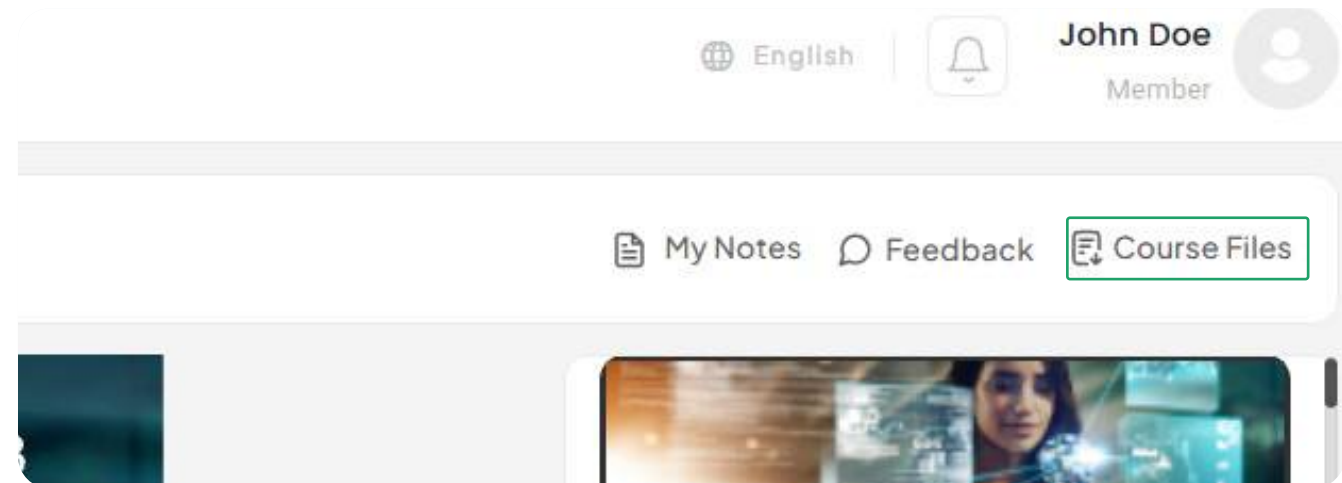
How to Submit CPD and AMF to Maintain Your PECB Certificate

e) PECB에 피드백을 제출하시기 바랍니다.

피드백 버튼을 통해 의견을 공유하고 더 나은 사용자 경험을 제공받을 수 있습니다. 귀하의 피드백을 작성한 후 **피드백 제출하기** 버튼을 클릭하면 PECB에 전달되어 검토됩니다.



f) **교육과정 문서** 버튼을 통해 연습문제, 퀴즈, 정답 및 해설 등을 포함한 교육과정의 추가 파일을 이용할 수 있습니다.



How to Create Your PECB Account

How to Access the Course Materials from MyPECB

How to claim your Attestation of Course Completion

How to schedule a PECB online exam

Scheduling an Online Exam Without Attending a PECB Training Event

Understanding Exam Status Icons on Your Dashboard

How to Reschedule Your Exam

PECB Exams Application

How to Apply for a PECB Certificate

How to Download the PECB Certificate and Claim the Digital Badge?

How to Submit CPD and AMF to Maintain Your PECB Certificate

교육과정 이수 후 수료증 발급받는 방법

a) '출석 상태' 열의 아이콘을 클릭하고 교육과정 평가서를 제출하면 **교육과정 수료증**을 발급받을 수 있습니다.

Dashboard

English John Doe Member

1 Courses Assigned

Gain access to the training courses, all the necessary course materials, the final exam, and the issuance of a PECB certificate.

Enroll in a New Course

0 Exams Passed

Enroll in the final exam now. After successfully passing, you'll be able to apply for your PECB certificate and advance your career further.

Enroll for an Exam

0 Certificates Obtained

Begin the application process for your PECB certification to receive official recognition that certifies your professional qualifications.

Apply for Certification

SCHEME	CONTENT	ATTENDANCE	EXAM	CERTIFICATE	CPD	AMF
ISO/IEC 27001 Lead Implementer	Evaluate				0 / 0	

Items per page: 10

Training Course Evaluation Form

Thank you for participating in our training course! Serving our clients is our main priority. Please help us improve our services by evaluating them.

Date: Training Course Names: ISO/IEC 27001 Lead Implementer

Evaluation

5 4 3 2 1
Strongly agree Agree Neutral Disagree Strongly disagree

1. The training course materials were clear, easy to read, and comprehensible.

5 4 3 2 1

2. The training course materials provided valuable information and were up to date.

5 4 3 2 1

How to Create Your PECB Account

How to Access the Course Materials from MyPECB

How to claim your Attestation of Course Completion

How to schedule a PECB online exam

Scheduling an Online Exam Without Attending a PECB Training Event

Understanding Exam Status Icons on Your Dashboard

How to Reschedule Your Exam

PECB Exams Application

How to Apply for a PECB Certificate

How to Download the PECB Certificate and Claim the Digital Badge?

How to Submit CPD and AMF to Maintain Your PECB Certificate

PECB 온라인 시험 일정 등록 방법

a) '시험' 열에 있는 + 아이콘을 클릭합니다.

Browse
Complete the fields below for better results

Select Exam Category: ISO/IEC 27001 Lead Implementer X Select Exam Language: Any Date: Browse Now

Please select the exam session based on your local time zone or the local time zone of the country/state you will be taking the exam from.

Occupied Seats Available Seats

2025-08-23

UTC TIME ZONE	YOUR LOCAL TIME ZONE	EXAM	LANGUAGE	SEAT OCCUPANCY	ACTION
2025-08-23 07:30	2025-08-23 09:30	ISO/IEC 27001 Lead Implementer	English	7/20	Schedule Now
2025-08-23 07:30	2025-08-23 09:30	ISO/IEC 27001 Lead Implementer	Arabic	7/20	Schedule Now

b) 시험 카테고리는 자동으로 선택됩니다. 원하는 시험 언어와 응시일을 선택합니다. 귀하의 일정에 가장 적합한 세션을 찾은 후, '선택 항목' 열에서 신청하기 버튼을 클릭합니다.

Browse
Complete the fields below for better results

Select Exam Category: ISO/IEC 27001 Lead Implementer X Select Exam Language: Any Date: Browse Now

Please select the exam session based on your local time zone or the local time zone of the country/state you will be taking the exam from.

Occupied Seats Available Seats

2025-08-23

UTC TIME ZONE	YOUR LOCAL TIME ZONE	EXAM	LANGUAGE	SEAT OCCUPANCY	ACTION
2025-08-23 07:30	2025-08-23 09:30	ISO/IEC 27001 Lead Implementer	English	7/20	Schedule Now
2025-08-23 07:30	2025-08-23 09:30	ISO/IEC 27001 Lead Implementer	Arabic	7/20	Schedule Now
2025-08-23 07:30	2025-08-23 09:30	ISO/IEC 27001 Lead Implementer	Czech	7/20	Schedule Now
2025-08-23 07:30	2025-08-23 09:30	ISO/IEC 27001 Lead Implementer	German	7/20	Schedule Now

How to Create Your PECB Account

How to Access the Course Materials from MyPECB

How to claim your Attestation of Course Completion

How to schedule a PECB online exam

Scheduling an Online Exam Without Attending a PECB Training Event

Understanding Exam Status Icons on Your Dashboard

How to Reschedule Your Exam

PECB Exams Application

How to Apply for a PECB Certificate

How to Download the PECB Certificate and Claim the Digital Badge?

How to Submit CPD and AMF to Maintain Your PECB Certificate

c) **PECB 시험 규정 및 정책**에 동의하고 **PECB 온라인 시험 응시자 사용설명서**를 읽었음을 체크한 후, **확인 & 결제** 버튼을 클릭하여 시험 일정을 예약합니다.

The screenshot displays the 'Exam Schedule Information' page on the MyPECB platform. The breadcrumb trail at the top reads 'Events > Exam Events > Exam Schedule Information'. The page is divided into two main sections: 'Exam Schedule Information' on the left and 'Online Exam Requirements' on the right.

Exam Schedule Information:

- Exam Name: ISO/IEC 27001 Lead Implementer
- Exam Language: English
- Locations: (empty field)
- Exam Event Type: Online
- Date & Time(UTC): 2025-09-17 6:30
- Date & Time(local time): 2025-09-17 8:30

Online Exam Requirements:

- ☒ Have a Laptop/ Desktop Computer
- ☒ Have a Webcam & Microphone
- ☒ Have a Stable Internet Connection
- ☒ Download PECB Exam App and Check Compatibility
- ☒ Take the Exam

Below the exam details, there is a link for 'Apply for special accommodation'. A checkbox is checked, indicating agreement to the PECB Exam Rules and Policies and having read the PECB Online Examinee Manual. A 'Confirm' button is located at the bottom of this section.

시험 일정이 확정되면, **PECB 시험** 애플리케이션 다운로드 링크가 포함된 확인 이메일을 받게 됩니다.

How to Create Your PECB Account

How to Access the Course Materials from MyPECB

How to claim your Attestation of Course Completion

How to schedule a PECB online exam

Scheduling an Online Exam Without Attending a PECB Training Event

Understanding Exam Status Icons on Your Dashboard

How to Reschedule Your Exam

PECB Exams Application

How to Apply for a PECB Certificate

How to Download the PECB Certificate and Claim the Digital Badge?

How to Submit CPD and AMF to Maintain Your PECB Certificate

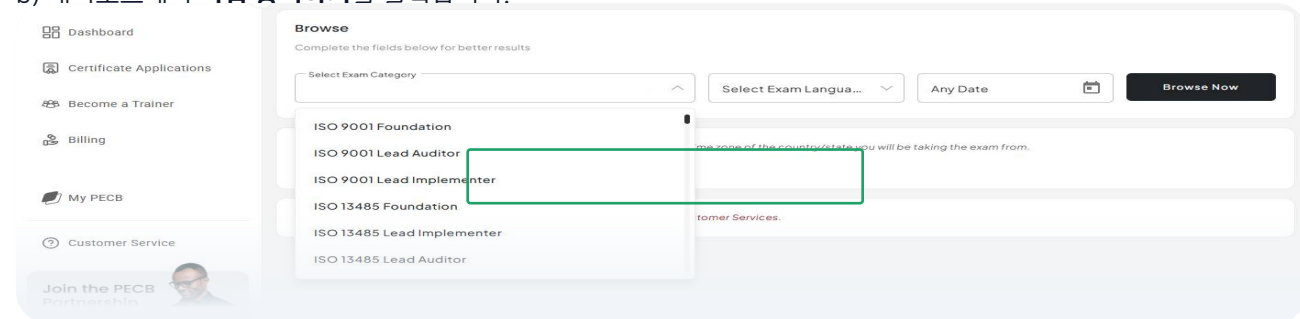
PECB 교육과정에 수강하지 않고 온라인 시험 일정 예약하기

PECB 교육과정을 수강하지 않고 온라인 시험만 응시하려는 경우, 아래 절차에 따라

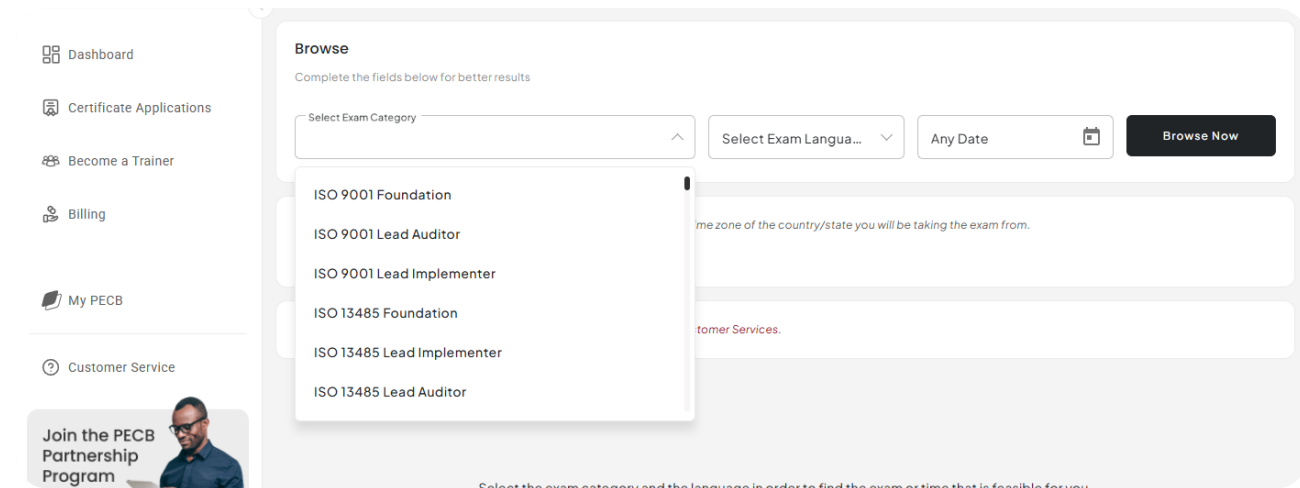
MyPECB 플랫폼에서 시험 일정을 예약할 수 있습니다.

a) MyPECB 플랫폼에 로그인합니다.

b) 대시보드에서 **시험 응시하기**를 클릭합니다.



c) 응시하고자 하는 시험을 필터 및 검색한 후, **검색**을 클릭합니다.



d) 예약 가능한 시험 세션 목록이 표시됩니다. 원하는 세션을 선택하고 **신청하기**를 클릭합니다.

e) **시험 규정 및 정책에 동의합니다**를 체크하여 시험 규정 및 정책을 읽고 동의합니다.

f) **결제** 단계로 진행합니다.

How to Create Your PECB Account

How to Access the Course Materials from MyPECB

How to claim your Attestation of Course Completion

How to schedule a PECB online exam

Scheduling an Online Exam Without Attending a PECB Training Event

Understanding Exam Status Icons on Your Dashboard

How to Reschedule Your Exam

PECB Exams Application

How to Apply for a PECB Certificate

How to Download the PECB Certificate and Claim the Digital Badge?

How to Submit CPD and AMF to Maintain Your PECB Certificate

대시보드의 시험 상태 아이콘들 자세히 알아보기

참여한 각 교육과정은 대시보드에 아이콘 형태로 표시됩니다. 이 아이콘들은 시험 상태, 자격증, CPD 등 귀하의 진행 상황을 나타냅니다.

다음은 시험 관련 아이콘들의 정의입니다.



1. 녹색 체크 표시

이 아이콘은 해당 교육과정의 시험에 합격했음을 나타냅니다.



2. + 기호가 붙어있는 달력 아이콘

이 아이콘은 시험 일정이 한 번도 예약되지 않았음을 의미합니다.
첫 시험을 예약하려면 해당 아이콘을 클릭합니다.



3. X 기호가 붙어있는 시계 아이콘

이 아이콘은 시험이 예약되었지만 응시하지 않았거나 놓쳤음을 나타냅니다.
따라서, 시험을 **다시 예약**해야 합니다. 무료 재응시 자격이 있는 경우, 화면을 아래로 스크롤하여 **시험 일정 변경 - 무료** 옵션을 선택해 가능한 다음 일정을 예약할 수 있습니다.



4. 모래시계 아이콘

이 아이콘은 시험이 예약되었지만 아직 시작되지 않았음을 나타냅니다.

How to Create Your PECB Account

How to Access the Course Materials from MyPECB

How to claim your Attestation of Course Completion

How to schedule a PECB online exam

Scheduling an Online Exam Without Attending a PECB Training Event

Understanding Exam Status Icons on Your Dashboard

How to Reschedule Your Exam

PECB Exams Application

How to Apply for a PECB Certificate

How to Download the PECB Certificate and Claim the Digital Badge?

How to Submit CPD and AMF to Maintain Your PECB Certificate

PECB 시험 애플리케이션

PECB 시험 애플리케이션은 온라인 시험의 원활한 진행을 지원하기 위해 설계된 전문 소프트웨어입니다. 이 애플리케이션의 주요 목적은 응시자가 편한 장소에서 원격으로 안전하고, 사용자 친화적이며, 효율적으로 PECB 자격인증 시험을 응시할 수 있도록 하는 것입니다.

PECB 시험 애플리케이션 테스트하기

온라인 시험을 시작하기 전에, 귀하의 시스템이 PECB 시험 애플리케이션과 완전히 호환되는지 확인하는 것이 중요합니다. 아래 단계를 따라 모든 설정이 올바르게 완료되었는지 확인합니다.

1. 애플리케이션 다운로드

- a) 다음 링크를 클릭하여 **PECB 시험** 애플리케이션을 다운로드합니다: PECB Exams - PECB
- b) 다운로드가 완료되면 설치를 진행합니다.

2. 애플리케이션에서 로그인

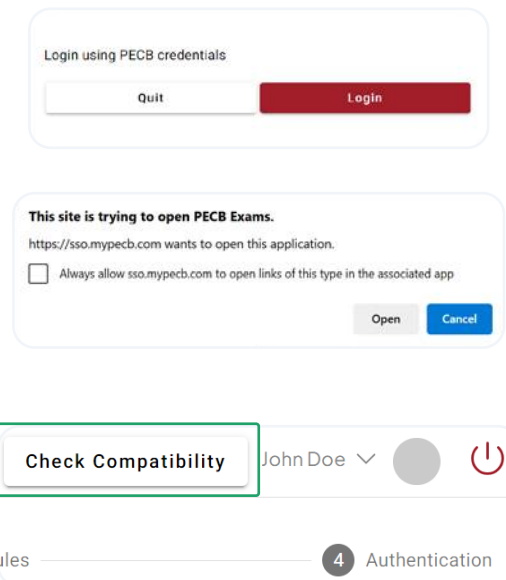
애플리케이션 설치 후:

- 애플리케이션을 열고 로그인을 클릭합니다.
- PECB 웹사이트로 이동되며, 해당 페이지에서 귀하의 PECB 자격증 정보를 입력한 후 브라우저 팝업창에서 **열기**를 클릭합니다.
- 로그인이 완료되면 애플리케이션을 실행할 수 있습니다.

다운로드 또는 설치 과정 중 문제가 발생한 경우, 다음 이메일로 문의해 주세요: online.exams@pecb.com.

3. 시스템 호환성 확인

- 애플리케이션 내 오른쪽 상단에 있는 **호환성 확인** 버튼을 확인합니다.
- 해당 버튼을 클릭하면 시스템 점검이 실행됩니다.



How to Create Your PECB Account

How to Access the Course Materials from MyPECB

How to claim your Attestation of Course Completion

How to schedule a PECB online exam

Scheduling an Online Exam Without Attending a PECB Training Event

Understanding Exam Status Icons on Your Dashboard

How to Reschedule Your Exam

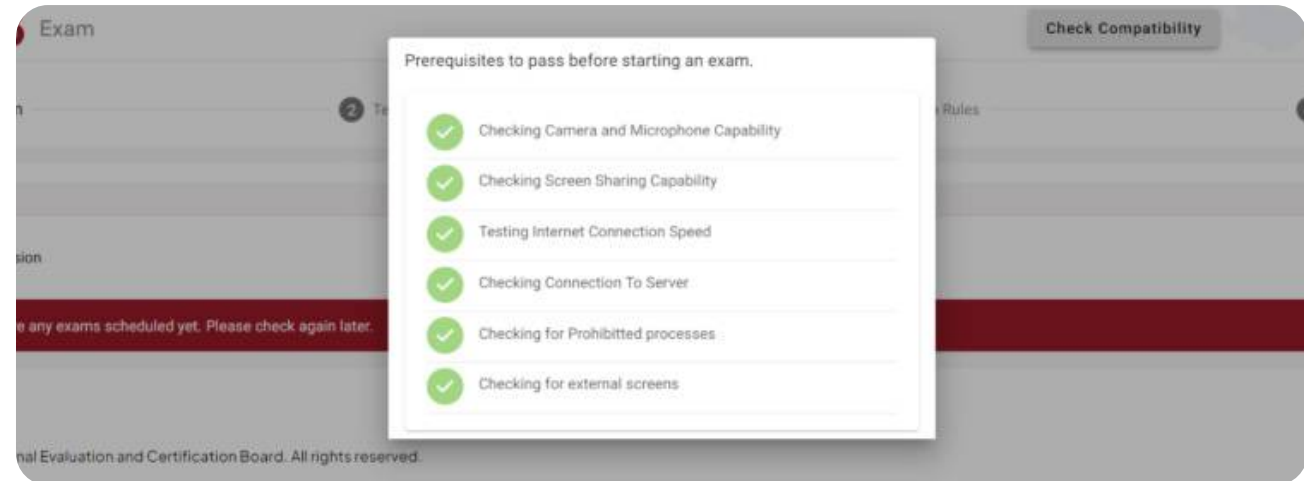
PECB Exams Application

How to Apply for a PECB Certificate

How to Download the PECB Certificate and Claim the Digital Badge?

How to Submit CPD and AMF to Maintain Your PECB Certificate

모든 시스템 점검 항목이 **녹색 표시**로 나타나야 하며, 이는 귀하의 장치가 온라인 시험을 위한 기술적인 요구사항을 충족함을 의미합니다.



4. 호환성 문제 해결

기술적인 요구사항을 모두 충족했음에도 불구하고 항목 중 녹색으로 표시되지 않는 것이 있다면, 스크린샷을 찍어 다음 주소로 보내 도움 요청하시기 바랍니다: support@pecb.com

주의사항

열려있는 애플리케이션이나 브라우저 옆에 **X 아이콘**이 표시된다면, 해당 프로그램은 시험 세션에 입장하기 전에 반드시 종료해야 합니다.

다른 애플리케이션이 백그라운드에서 실행 중인 경우, 시험은 **시작되지 않습니다**.



How to Create Your PECB Account

How to Access the Course Materials from MyPECB

How to claim your Attestation of Course Completion

How to schedule a PECB online exam

Scheduling an Online Exam Without Attending a PECB Training Event

Understanding Exam Status Icons on Your Dashboard

How to Reschedule Your Exam

PECB Exams Application

How to Apply for a PECB Certificate

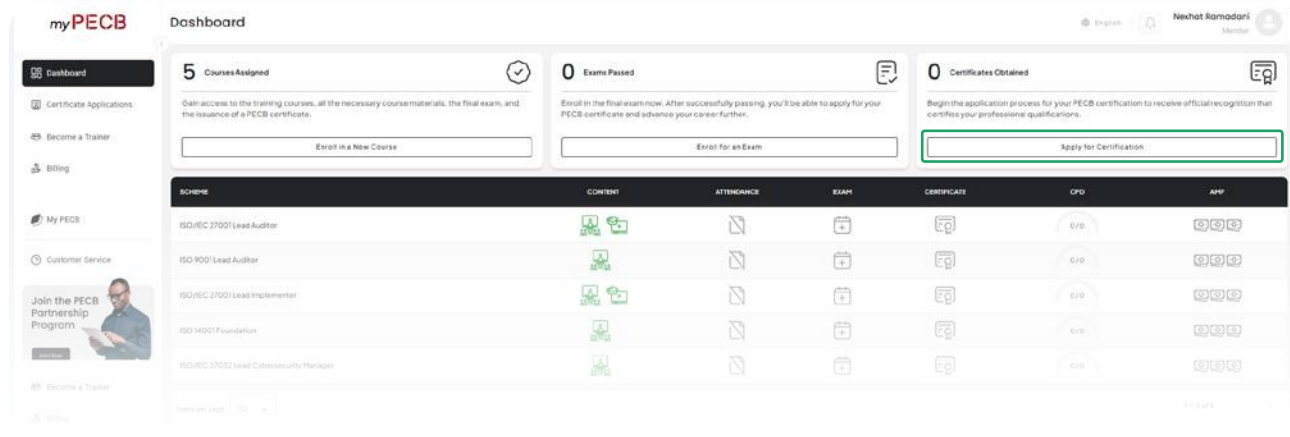
How to Download the PECB Certificate and Claim the Digital Badge?

How to Submit CPD and AMF to Maintain Your PECB Certificate

PECB 자격증 신청 방법

a) 시험에 합격한 후, PECB 자격증을 신청할 수 있습니다. 다음 방법 중 하나를 선택하여 진행할 수 있습니다.

1. 자격증 옆에 있는 아이콘을 클릭합니다.
2. 취득한 자격증 수가 표시된 칸에서 **자격인증 신청하기**를 선택합니다.



How to Create Your PECB Account

How to Access the Course Materials from MyPECB

How to claim your Attestation of Course Completion

How to schedule a PECB online exam

Scheduling an Online Exam Without Attending a PECB Training Event

Understanding Exam Status Icons on Your Dashboard

How to Reschedule Your Exam

PECB Exams Application

How to Apply for a PECB Certificate

How to Download the PECB Certificate and Claim the Digital Badge?

How to Submit CPD and AMF to Maintain Your PECB Certificate

b) 귀하의 경력에 따라 자격증 등급을 선택합니다.

The screenshot shows the 'Apply for Certificate' page. At the top, there's a progress bar with three steps: 1. Select Certificate, 2. Work & Experience, and 3. Revision & Declarations. Below this is a table with four rows of certification options. Each row includes a credential name, a description of the exam and requirements, the price, and an action button labeled 'Select'.

CREDENTIAL	DESCRIPTION	PRICE	ACTION
ISO/IEC 27001 Provisional Implementer	Exam: PECB Certified ISO/IEC 27001 Lead Implementer Exam or equivalent Professional experience: None Project experience related to the field: None Other requirements: Signing the PECB Code of Ethics	574.88 CAD	Select
ISO/IEC 27001 Implementer	Exam: PECB Certified ISO/IEC 27001 Lead Implementer Exam or equivalent Professional experience: 2 years: 1 year of work experience in Information Security Project experience related to the field: 200 hours Other requirements: Signing the PECB Code of Ethics	574.88 CAD	Select
ISO/IEC 27001 Lead Implementer	Exam: PECB Certified ISO/IEC 27001 Lead Implementer Exam or equivalent Professional experience: 5 years: 2 years of work experience in Information Security Project experience related to the field: 300 hours Other requirements: Signing the PECB Code of Ethics	574.88 CAD	Select
ISO/IEC 27001 Senior Lead Implementer	Exam: PECB Certified ISO/IEC 27001 Lead Implementer Exam or equivalent Professional experience: 10 years: 7 years of work experience in Information Security Project experience related to the field: 1000 hours Other requirements: Signing the PECB Code of Ethics	574.88 CAD	Select

c) 신청서를 작성한 후 다음을 클릭합니다.

The screenshot shows the 'Apply for - ISO/IEC 27001 Senior Lead Auditor' form. It includes a sidebar with navigation links: Dashboard, Certificate Applications, Become a Trainer, Billing, My PECB, and Customer Service. The main form area has a section for 'Experience Information' with input fields for 'General Work Experience' and 'Work Experience Related to Information Security', both with 'Years' labels. Below this is a section for 'Work Experience' with a 'Present' checkbox. The form also includes a 'Reference 1' section with input fields for 'First Name', 'Last Name', 'Email', 'Job Title', 'Relationship', 'Phone Number', 'Audit Experience', and 'Experience Hours'.

How to Create Your PECB Account

How to Access the Course Materials from MyPECB

How to claim your Attestation of Course Completion

How to schedule a PECB online exam

Scheduling an Online Exam Without Attending a PECB Training Event

Understanding Exam Status Icons on Your Dashboard

How to Reschedule Your Exam

PECB Exams Application

How to Apply for a PECB Certificate

How to Download the PECB Certificate and Claim the Digital Badge?

How to Submit CPD and AMF to Maintain Your PECB Certificate

d) 모든 동의 항목에 체크한 후 **제출**을 클릭합니다.

The screenshot shows a 'Declaration' form with a list of checkboxes and text statements. The first checkbox is 'Select All'. The other checkboxes are for confirming the accuracy of the application, declaring any information that may affect the evaluation, confirming the reading of the PECB Code of Ethics, confirming the reading and follow-up of the PECB Certification Rules and Policies, understanding the PECB Certification Maintenance Policy, understanding the consequences of providing incorrect information, understanding the request for accommodation of special needs, and understanding that the certification can be revoked due to suspension of activities or compliance with international economic sanctions. At the bottom of the form are 'Back' and 'Submit' buttons.

제출 버튼을 클릭하면 귀하의 자격증 신청서가 PECB로 제출됩니다. 귀하가 제출한 경력에 대한 정보를 검증하기 위해, 시스템은 귀하가 제공한 추천인에게 자동으로 온라인 설문지를 전송합니다. 추천인이 설문지를 완료하면, PECB 자격인증 부서에서 귀하의 신청서를 검토한 후 결과를 안내해 드립니다.

How to Create Your PECB Account

How to Access the Course Materials from MyPECB

How to claim your Attestation of Course Completion

How to schedule a PECB online exam

Scheduling an Online Exam Without Attending a PECB Training Event

Understanding Exam Status Icons on Your Dashboard

How to Reschedule Your Exam

PECB Exams Application

How to Apply for a PECB Certificate

How to Download the PECB Certificate and Claim the Digital Badge?

How to Submit CPD and AMF to Maintain Your PECB Certificate

PECB 자격증 다운로드 및 디지털 배지 발급 방법

PECB 시스템에서 신청서가 승인되었다는 확인을 받으면, MyPECB 계정의 **자격증** 아이콘이 **녹색**으로 변경됩니다. 이 아이콘을 클릭하면 **자격증을 다운로드**하고 **디지털 배지**를 발급받을 수 있습니다.

Certificate Details

Certificate name

ISO/IEC 27001 Lead Implementer

DETAILS

Certificate Number

Certified Since

2025-08-20

Issue Date

2025-08-20

Valid Until

2028-08-20

Certificate

View

Credly

View

Upgrade

Upgrade

History

ISSUE DATE

VALID UNTIL

DETAILS



또한 동일한 섹션에서 자격증 등급 업그레이드 요청도 가능합니다.

How to Create Your PECB Account

How to Access the Course Materials from MyPECB

How to claim your Attestation of Course Completion

How to schedule a PECB online exam

Scheduling an Online Exam Without Attending a PECB Training Event

Understanding Exam Status Icons on Your Dashboard

How to Reschedule Your Exam

PECB Exams Application

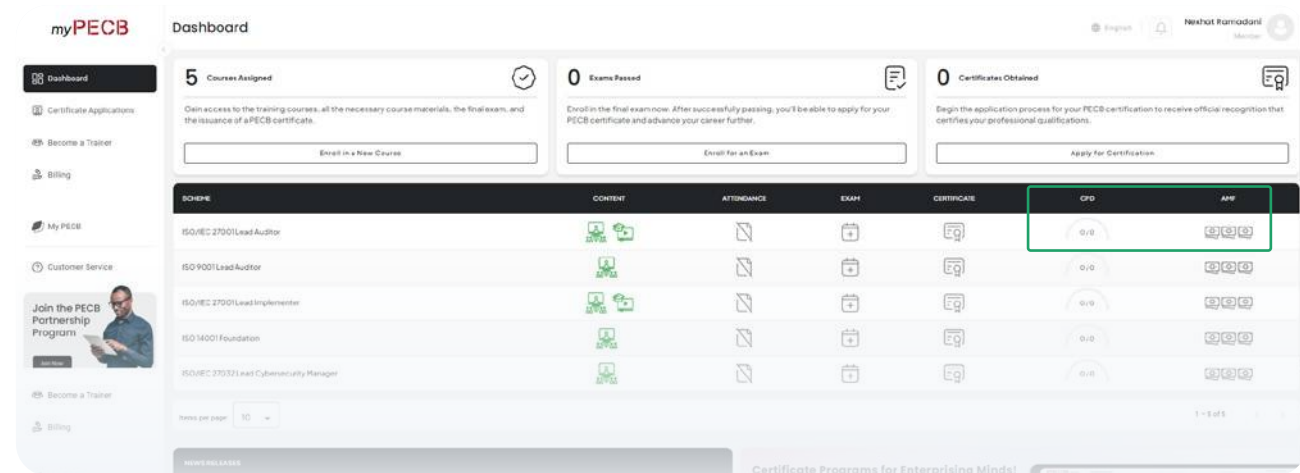
How to Apply for a PECB Certificate

How to Download the PECB Certificate and Claim the Digital Badge?

How to Submit CPD and AMF to Maintain Your PECB Certificate

PECB 자격증 유지를 위한 CPD 및 AMF 제출 방법

CPD 및 AMF를 제출하려면 MyPECB 계정의 CPD 및 AMF 탭 아래에 있는 아이콘을 클릭합니다.



PECB는 인증된 프로페셔널들을 지원하고 CPD 학점 취득을 돕기 위해 정기적으로 웨비나를 개최하며, 기사 작성, 교육 및 행사 참여 등 다양한 기회를 제공합니다. 자세한 내용은 [CPD 정책](#)을 참고하시기 바랍니다.

선결제 시 10% 할인 혜택: 3년치 AMF(연간 수수료: 1년치, 2년치, 3년치)를 한 번에 선결제하면 10% 할인 혜택을 받을 수 있습니다. 이런 경우, 향후 3년간 매년 결제할 필요가 없습니다.

PECB

추가 지원이 필요하신 경우, support@pecb.com을 통해 PECB 고객지원팀에 문의해 주시거나 PECB 헬프센터에 티켓을 제출하실 수 있습니다.

